

Series HL - Hazardous Location

Series HL - Hazardous Location Transformers are designed for applications where the possibility of a fire or explosion may result from sparks in environments containing high concentrations of dust, gases or other volatile substances.

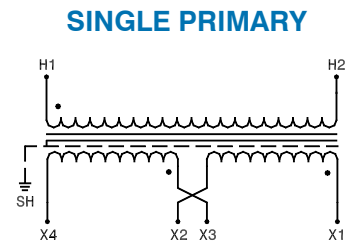
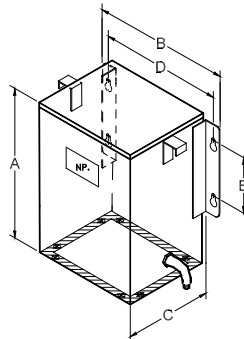
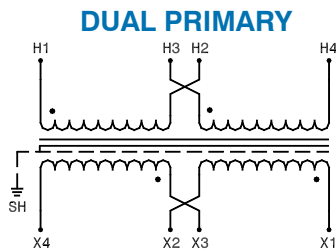
Series HL transformer's wiring compartments are completely filled with electrical grade silica and resin, leaving no access to the core and coil or other internal components. This feature also minimizes air spaces where combustible particulates and gases may accumulate. The transformer's lead length is sufficient to allow connection to customer provided explosion-proof boxes.

Note: all unused leads must be insulated in accordance with all applicable codes and standards.

Features

- **UL Recognized Component E100887**
- NEMA Type 12 indoor/outdoor enclosure.
- Capacity range from .500 kVA to 25 kVA.
- Primary and secondary leads are approximately 18 inches long.
- Available primary voltages include 120, 208, 240, 277, 480, 600, 60 Hertz.
- Consult factory for desired voltage combinations and VA sizes not listed.
- Stainless steel enclosures are also available.
- Electrostatic shield provided on all units.

General Information											
Pri. Volts	240 x 480	120 x 240	208	277	600	Dimensions (inches)					Weight (lbs)
Sec. Volts	120 / 240	120 / 240	120 / 240	120 / 240	120 / 240						
	60 Hz	60 Hz	60 Hz	60 Hz	60 Hz						
kVA Cap.	Catalog Number	Catalog Number	Catalog Number	Catalog Number	Catalog Number	Height A	Width B	Depth C	Mounting		Weight (lbs)
								D	E		
.500	HL12-1025SH	HL12-6025SH	HL12-3025SH	HL12-4025SH	HL12-5025SH	10.50	10.00	6.62	6.12	4.00	40
.750	HL12-1030SH	HL12-6030SH	HL12-3030SH	HL12-4030SH	HL12-5030SH	10.50	10.00	6.62	6.12	4.00	42
1.0	HL12-1035SH	HL12-6035SH	HL12-3035SH	HL12-4035SH	HL12-5035SH	10.50	10.00	6.62	6.12	4.00	45
1.5	HL12-1040SH	HL12-6040SH	HL12-3040SH	HL12-4040SH	HL12-5040SH	10.50	10.00	6.62	6.12	4.00	50
2.0	HL12-1045SH	HL12-6045SH	HL12-3045SH	HL12-4045SH	HL12-5045SH	12.00	10.81	7.19	6.69	6.00	75
3.0	HL12-1050SH	HL12-6050SH	HL12-3050SH	HL12-4050SH	HL12-5050SH	12.00	10.81	7.19	6.69	6.00	80
5.0	HL12-1055SH	HL12-6055SH	HL12-3055SH	HL12-4055SH	HL12-5055SH	14.00	14.00	9.25	8.75	8.00	140
7.5	HL12-1060SH	HL12-6060SH	HL12-3060SH	HL12-4060SH	HL12-5060SH	14.00	14.38	10.25	9.75	8.00	205
10	HL12-1065SH	HL12-6065SH	HL12-3065SH	HL12-4065SH	HL12-5065SH	14.00	14.38	10.25	9.75	8.00	230
15	HL12-1070SH	HL12-6070SH	HL12-3070SH	HL12-4070SH	HL12-5070SH	15.00	18.00	12.50	12.00	8.00	260
25	HL12-1075SH	HL12-6075SH	HL12-3075SH	HL12-4075SH	HL12-5075SH	15.00	18.00	12.50	12.00	8.00	320



Series HL

Wall Mount - Encapsulated - NEMA 12 - IP54

Dimensions & weights may change. Consult factory for certified drawings.